

FX-9707 Heavy-duty soldering iron



FX9707-81

Handpiece (FX-9707), Instruction manual

Specifications

Model No.	FX-9707
Power consumption	200 W (24V)
Temperature range	50 to 500°C
Tip to ground resistance	< 2 Ω
Tip to ground potential	< 2 mV
Heating element	Composite heater
Cord length	1.2 m
Total length (w/o cord)	222 mm (with T53-D24 tip)
Weight (w/o cord)	41 g (with T53-D24 tip)

Conversion kit
FX9707-811

Handpiece (FX-9707), Iron holder (FH-220, with cleaning sponge and wire), Instruction manual

FX-9708 Heavy-duty N₂ soldering iron



FX9708-81

Handpiece (FX-9708), Instruction manual

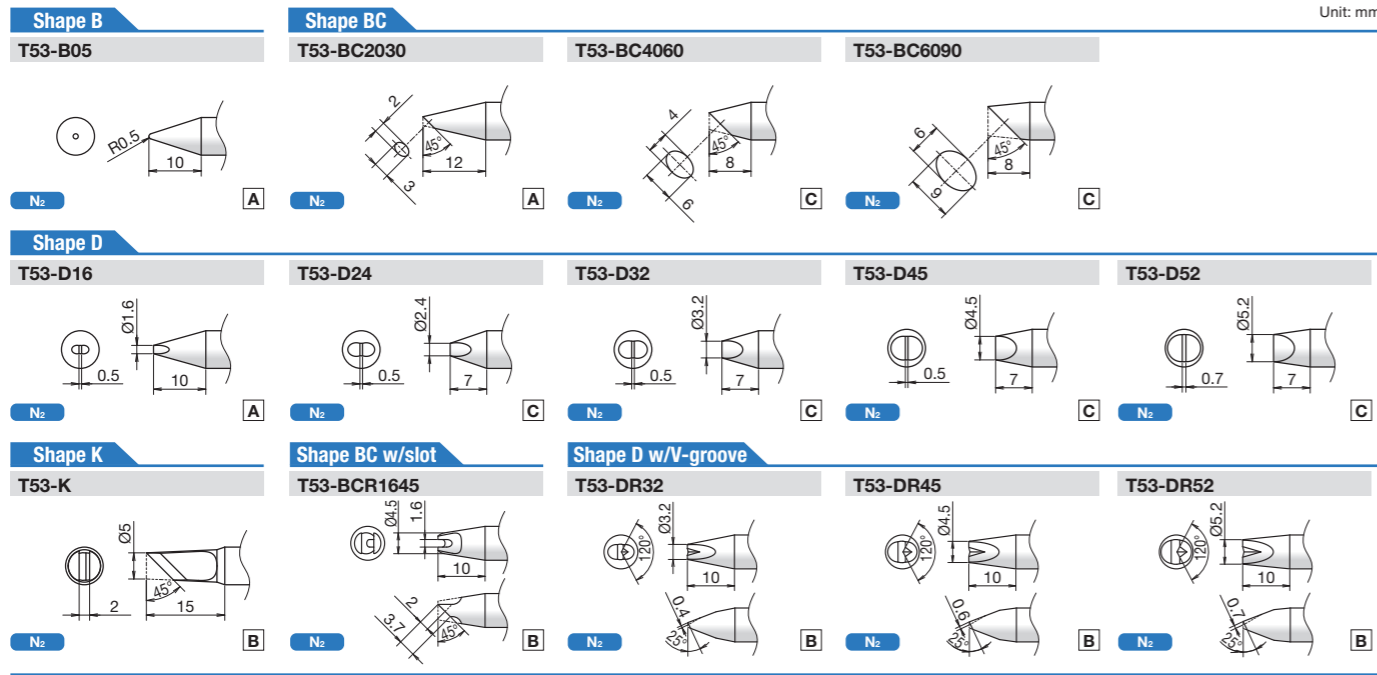
Specifications

Model No.	FX-9708
Power consumption	200 W (24V)
Temperature range	50 to 500°C
Tip to ground resistance	< 2 Ω
Tip to ground potential	< 2 mV
Heating element	Composite heater
Cord length	1.2 m
Total length (w/o cord)	231 mm (with T53-D24 tip)
Weight (w/o cord)	54 g (with T53-D24 tip and nozzle assembly C)

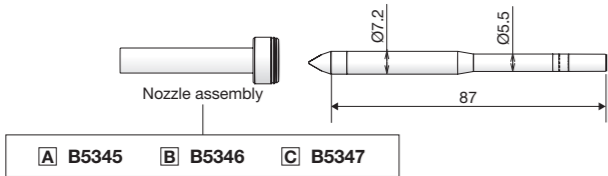
Conversion kit
FX9708-811

Handpiece (FX-9708), Iron holder (FH-220, with cleaning sponge and wire), Instruction manual


T53 series soldering tip



Use an FX-9708 Heavy-duty N₂ soldering iron with a proper nozzle assembly for the tip.



Setup with N₂ system



U.S.A.
AMERICAN HAKKO PRODUCTS, INC.
28920 AVENUE WILLIAMS VALENCIA, CA 91355, U.S.A.
TEL: (661) 294-0090 FAX: (661) 294-0096
Toll Free (800)88-HAKKO
https://www.HakkoUSA.com
E-mail:Support@HakkoUSA.com

HEAD OFFICE
4-5, SHIOKUSA 2-CHOME, NANIWA-KU, OSAKA, 556-0024 JAPAN
TEL:+81-6-6561-3225 FAX:+81-6-6561-8466
https://www.hakko.com E-mail:sales@hakko.com

CHINA
HAKKO DEVELOPMENT CO., LTD.
ROOM 1112-1115 11th FLOOR, INTERNATIONAL BANK TOWER,
191 DONGFENG ROAD WEST, GUANGZHOU, CHINA
TEL: 8135-0112,81350113,81351086 FAX: 8135-0181
https://www.hakko.com.cn
E-mail:sales@hakko.gz.cn

SINGAPORE
HAKKO PRODUCTS PTE LTD
1, GENTING LINK #02-04
PERFECT ONE, SINGAPORE 349518
TEL: 6748-2277 FAX: 6744-0033
https://www.hakko.com.sg
E-mail:sales@hakko.com.sg

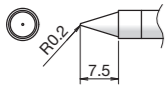
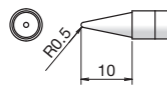
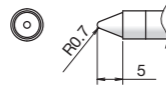
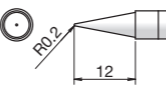
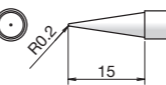
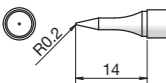
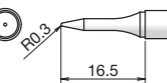
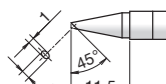
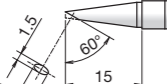
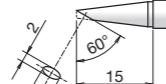

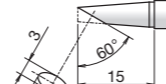
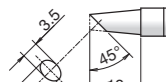
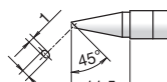
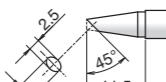
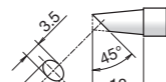
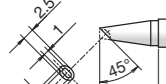

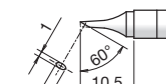

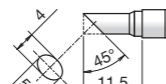

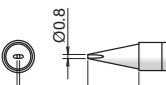
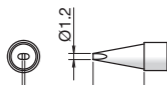
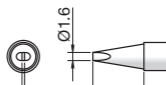
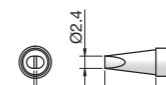
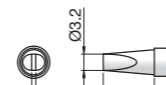
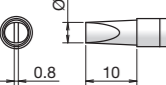
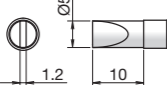
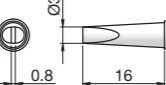
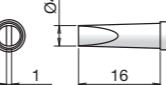
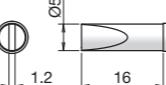
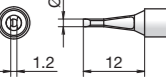
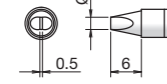
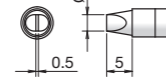
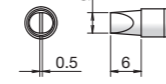
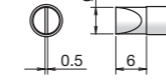
Please access the web address below for other distributors.

<https://www.hakko.com>

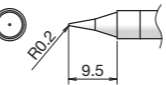
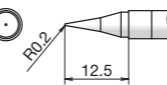
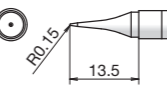






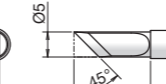
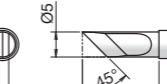
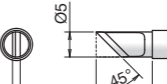
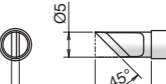
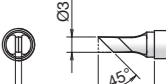
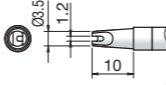
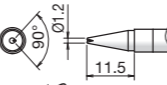
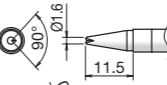
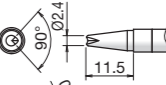
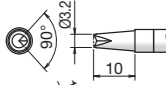
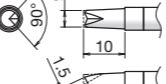
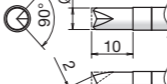
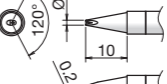
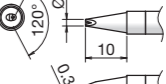
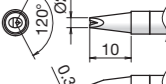
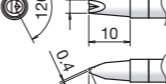
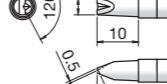
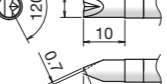
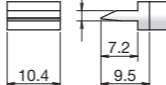
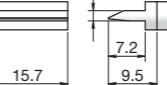
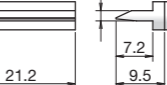
Specifications and design are subject to change without notice. Copyright HAKKO Corporation. All right reserved.

T39 series soldering tip

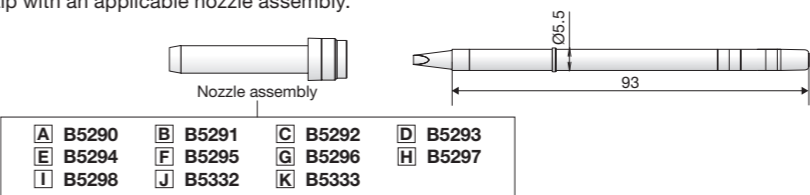
Unit: mm

Shape B				
T39-B02	T39-B05	T39-B07	T39-BL02	T39-BLL02
				
N ₂	F	N ₂	G	N ₂
			C	N ₂
				K
				I
T39-BS02	T39-BS03			
				
Shape BC				
T39-BC1020	T39-BC1530	T39-BC2040	T39-BC2535	T39-BC3065
				
N ₂	I		N ₂	H
T39-BC3545	T39-BCF1020*	T39-BCF2535*	T39-BCF3545*	
				
N ₂	E	N ₂	H	N ₂
				E
Shape BCM				
T39-BCM2535	T39-BCM3545			
				
N ₂	H	N ₂	E	
Shape C				
T39-C1020	T39-C1025	T39-C4055	T39-CF4055*	
				
N ₂	J	N ₂	E	N ₂
				E
Shape D				
T39-D08	T39-D12	T39-D16	T39-D24	T39-D32
				
N ₂	G	N ₂	G	N ₂
				D
				D
T39-D4	T39-D52	T39-DL32	T39-DL4	T39-DL52
				
N ₂	B	N ₂	B	
T39-DLS15	T39-DS24	T39-DS32	T39-DS4	T39-DS52
				
N ₂	C	N ₂	C	N ₂
				C

*Pre-tinned on cut surface only

Shape I			Unit: mm		
T39-I02	T39-IL02	T39-ILS015			
			N ₂	J	N ₂
			K	N ₂	K
Shape J					
T39-J02	T39-JL02	T39-JS02	T39-JD08	T39-JD14	
					
N ₂	I				
T39-JD16					
					
Shape K					
T39-K	T39-KF	T39-KL	T39-KR	T39-KU	
					
N ₂	A	N ₂	A	N ₂	B
					N ₂
with slot			with V-groove		
T39-BCR1235	T39-BCR12	T39-BCR16	T39-BCR24	T39-BCR32	
					
N ₂	D	N ₂	I	N ₂	H
					N ₂
T39-BCR4	T39-BCR52	T39-DR12	T39-DR16	T39-DR24	
					
N ₂	B	N ₂	B	N ₂	G
					N ₂
T39-DR32	T39-DR4	T39-DR52			
					
N ₂	D	N ₂	D	N ₂	B
Spatula					
T39-SP104	T39-SP157	T39-SP212			
					

FX-9702 N₂ soldering iron can be used with soldering tips with N₂ mark.
Use a tip with an applicable nozzle assembly.



FX-9703 Micro soldering iron



FX9703-81

Handpiece (FX-9703), Instruction manual


Specifications

Model No.	FX-9703
Power consumption	70 W (24V)
Temperature range	50 to 450°C
Tip to ground resistance	< 2 Ω
Tip to ground potential	< 2 mV
Heating element	Composite heater
Cord length	1.2 m
Total length (w/o cord)	174 mm (with T50-D1 tip)
Weight (w/o cord)	15 g (with T50-D1 tip)

Conversion kit
FX9703-811

Handpiece (FX-9703), Iron holder (FH-215, with cleaning sponge and brush), Instruction manual

FX-9704 Micro N₂ soldering iron



FX9704-81

Handpiece (FX-9704), Instruction manual

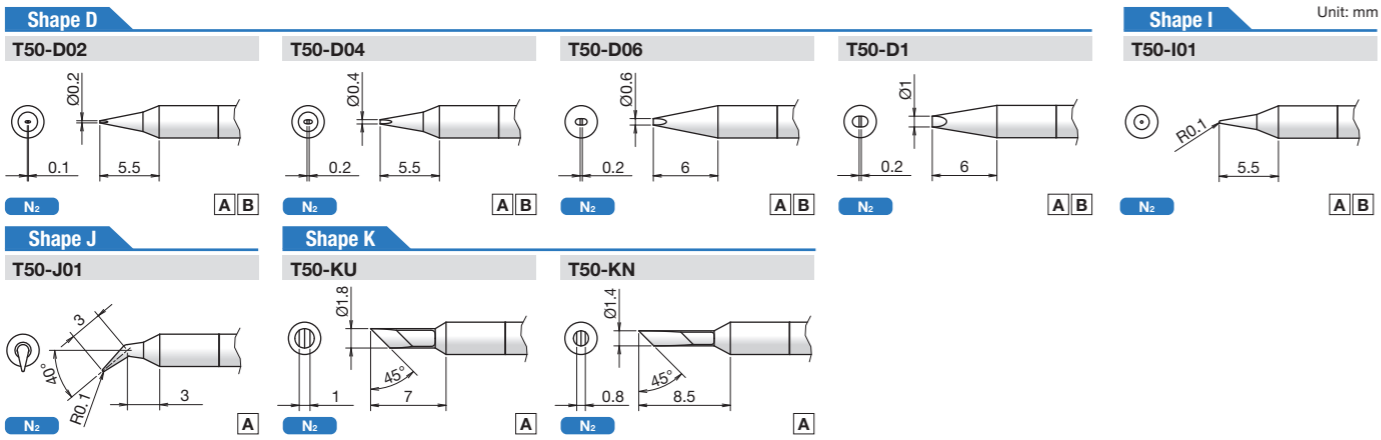
Specifications

Model No.	FX-9704
Power consumption	70 W (24V)
Temperature range	50 to 450°C
Tip to ground resistance	< 2 Ω
Tip to ground potential	< 2 mV
Heating element	Composite heater
Cord length	1.2 m
Total length (w/o cord)	196 mm (with T50-D1 tip)
Weight (w/o cord)	35 g (with T50-D1 tip and nozzle assembly A)

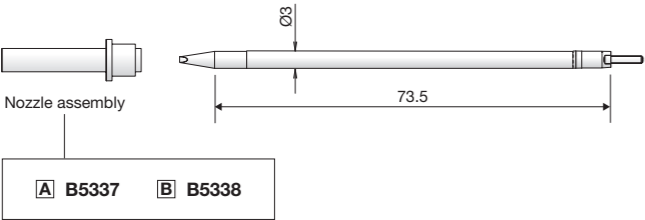
Conversion kit
FX9704-811

Handpiece (FX-9704), Iron holder (FH-215, with cleaning sponge and brush), Instruction manual

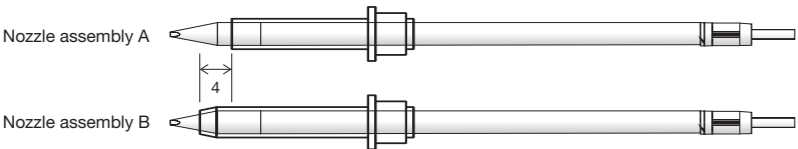
T50 series soldering tip



Use an FX-9704 Micro N₂ soldering iron with a proper nozzle assembly for the tip.



Check out the difference between nozzle assemblies A and B with the tip T50-D06.



Set the nozzle assembly A when using the tip horizontally or the nozzle assembly B interferes with surrounding components.

FX-9705 Hot tweezers



FX9705-81

Handpiece (FX-9705), Instruction manual


Specifications

Model No.	FX-9705
Power consumption	190 W (24V)
Temperature range	50 to 450°C
Tip to ground resistance	< 2 Ω
Tip to ground potential	< 2 mV
Heating element	Composite heater
Cord length	1.2 m
Total length (w/o cord)	146 mm (with T51-L16 tip)
Weight (w/o cord)	55 g (with T51-L16 tip)

Conversion kit
FX9705-811

Handpiece (FX-9705), Iron holder (FH-220, with cleaning sponge and wire), Instruction manual

FX-9706 Micro hot tweezers



FX9706-81

Handpiece (FX-9706), Instruction manual

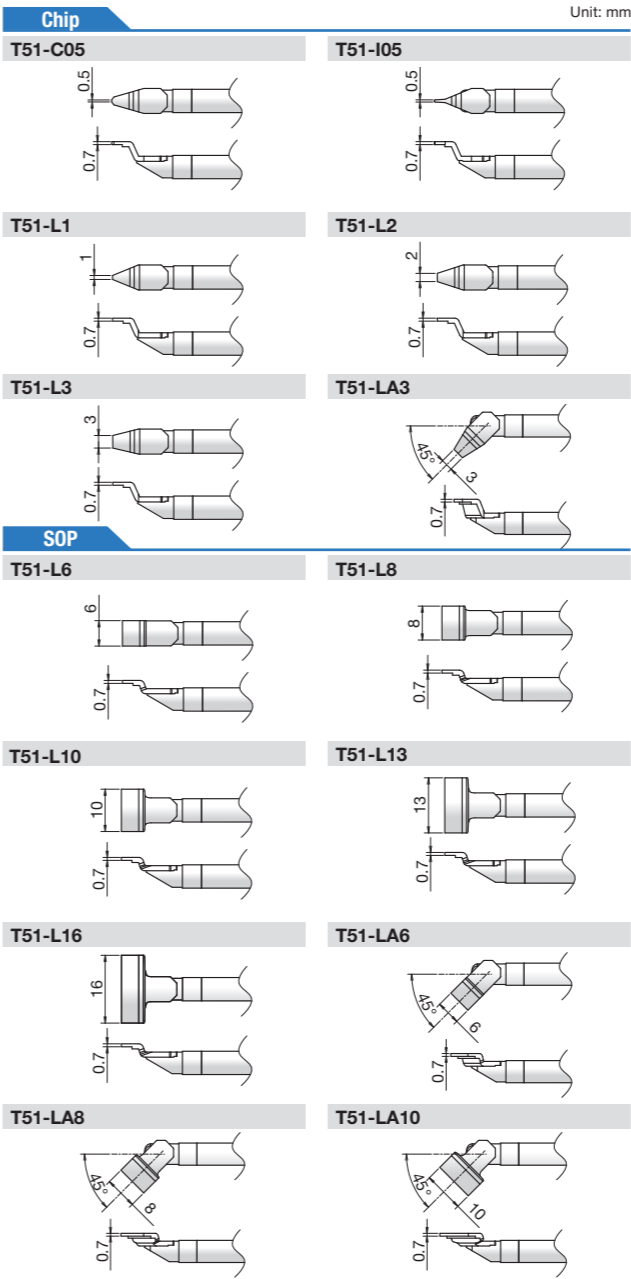
Specifications

Model No.	FX-9706
Power consumption	140 W (24V)
Temperature range	50 to 450°C
Tip to ground resistance	< 2 Ω
Tip to ground potential	< 2 mV
Heating element	Composite heater
Cord length	1.2 m
Total length (w/o cord)	130 mm (with T52-I015 tip)
Weight (w/o cord)	33 g (with T52-I015 tip)

Conversion kit
FX9706-811

Handpiece (FX-9706), Iron holder (FH-215, with cleaning sponge and brush), Instruction manual

T51 series soldering tip (set of 2)



T52 series soldering tip (set of 2)

